



QUARTERLY STATEMENT

AS OF JUNE 30, 2023
OF THE CONDITION AND AFFAIRS OF THE

TRIAD GUARANTY ASSURANCE CORPORATION, IN REHABILITATION

NAIC Group Code 00421 , 00421 NAIC Company Code 10217 Employer's ID Number 56-1905825
(Current Period) (Prior Period)

Organized under the Laws of Illinois , State of Domicile or Port of Entry Illinois
Country of Domicile United States

Incorporated/Organized 12/23/1994 Commenced Business 02/15/1995

Statutory Home Office 222 Merchandise Mart Plaza , Chicago, IL, US 60654
(Street and Number) (City or Town, State, Country and Zip Code)

Main Administrative Office 101 South Stratford Road Winston-Salem, NC, US 27104 336-723-1282
(Street and Number) (City or Town, State, Country and Zip Code) (Area Code) (Telephone Number)

Mail Address Post Office Box 2300 , Winston-Salem, NC, US 27102
(Street and Number or P.O. Box) (City or Town, State, Country and Zip Code)

Primary Location of Books and Records 101 South Stratford Road Winston-Salem, NC, US 27104 336-723-1282-1155
(Street and Number) (City or Town, State, Country and Zip Code) (Area Code) (Telephone Number)

Internet Web Site Address www.triadguaranty.com

Statutory Statement Contact Randall Keith Shields 336-723-1282-1155
(Name) (Area Code) (Telephone Number) (Extension)
rshields@tgic.com 336-761-5174
(E-Mail Address) (Fax Number)

OFFICERS

Name	Title	Name	Title
_____	_____	_____	_____
_____	_____	_____	_____

OTHER OFFICERS

DIRECTORS OR TRUSTEES

State of

County ofss

The officers of this reporting entity being duly sworn, each depose and say that they are the described officers of said reporting entity, and that on the reporting period stated above, all of the herein described assets were the absolute property of the said reporting entity, free and clear from any liens or claims thereon, except as herein stated, and that this statement, together with related exhibits, schedules and explanations therein contained, annexed or referred to, is a full and true statement of all the assets and liabilities and of the condition and affairs of the said reporting entity as of the reporting period stated above, and of its income and deductions therefrom for the period ended, and have been completed in accordance with the NAIC Annual Statement Instructions and Accounting Practices and Procedures manual except to the extent that: (1) state law may differ; or, (2) that state rules or regulations require differences in reporting not related to accounting practices and procedures, according to the best of their information, knowledge and belief, respectively. Furthermore, the scope of this attestation by the described officers also includes the related corresponding electronic filing with the NAIC, when required, that is an exact copy (except for formatting differences due to electronic filing) of the enclosed statement. The electronic filing may be requested by various regulators in lieu of or in addition to the enclosed statement.

a. Is this an original filing? Yes [] No []

- b. If no:
1. State the amendment number _____
 2. Date filed _____
 3. Number of pages attached _____

Subscribed and sworn to before me this _____ day of _____,

STATEMENT AS OF JUNE 30, 2023 OF THE TRIAD GUARANTY ASSURANCE CORPORATION, IN REHABILITATION

ASSETS

	Current Statement Date			4 December 31 Prior Year Net Admitted Assets
	1 Assets	2 Nonadmitted Assets	3 Net Admitted Assets (Cols. 1 - 2)	
1. Bonds	11,877,178		11,877,178	11,452,480
2. Stocks:				
2.1 Preferred stocks				
2.2 Common stocks				
3. Mortgage loans on real estate:				
3.1 First liens				
3.2 Other than first liens				
4. Real estate:				
4.1 Properties occupied by the company (less \$ encumbrances)				
4.2 Properties held for the production of income (less \$ encumbrances)				
4.3 Properties held for sale (less \$ encumbrances)				
5. Cash (\$196,622), cash equivalents (\$412,933) and short-term investments (\$)	609,554		609,554	931,674
6. Contract loans (including \$ premium notes)				
7. Derivatives				
8. Other invested assets				
9. Receivables for securities				
10. Securities lending reinvested collateral assets				
11. Aggregate write-ins for invested assets				
12. Subtotals, cash and invested assets (Lines 1 to 11)	12,486,732		12,486,732	12,384,154
13. Title plants less \$ charged off (for Title insurers only)				
14. Investment income due and accrued	89,961		89,961	83,825
15. Premiums and considerations:				
15.1 Uncollected premiums and agents' balances in the course of collection	6,829		6,829	1,730
15.2 Deferred premiums, agents' balances and installments booked but deferred and not yet due (including \$ earned but unbilled premiums)				
15.3 Accrued retrospective premiums (\$) and contracts subject to redetermination (\$)				
16. Reinsurance:				
16.1 Amounts recoverable from reinsurers				
16.2 Funds held by or deposited with reinsured companies				
16.3 Other amounts receivable under reinsurance contracts				
17. Amounts receivable relating to uninsured plans				
18.1 Current federal and foreign income tax recoverable and interest thereon				
18.2 Net deferred tax asset				
19. Guaranty funds receivable or on deposit				
20. Electronic data processing equipment and software				
21. Furniture and equipment, including health care delivery assets (\$)				
22. Net adjustment in assets and liabilities due to foreign exchange rates				
23. Receivables from parent, subsidiaries and affiliates	1,527		1,527	1,527
24. Health care (\$) and other amounts receivable				
25. Aggregate write-ins for other-than-invested assets				
26. Total assets excluding Separate Accounts, Segregated Accounts and Protected Cell Accounts (Lines 12 to 25)	12,585,049		12,585,049	12,471,236
27. From Separate Accounts, Segregated Accounts and Protected Cell Accounts				
28. Total (Lines 26 and 27)	12,585,049		12,585,049	12,471,236
DETAILS OF WRITE-INS				
1101.				
1102.				
1103.				
1198. Summary of remaining write-ins for Line 11 from overflow page				
1199. Totals (Lines 1101 through 1103 plus 1198) (Line 11 above)				
2501.				
2502.				
2503.				
2598. Summary of remaining write-ins for Line 25 from overflow page				
2599. Totals (Lines 2501 through 2503 plus 2598) (Line 25 above)				

LIABILITIES, SURPLUS AND OTHER FUNDS

	1 Current Statement Date	2 December 31, Prior Year
1. Losses (current accident year \$34,948)	369,690	416,732
2. Reinsurance payable on paid losses and loss adjustment expenses	9,600	2,360
3. Loss adjustment expenses		
4. Commissions payable, contingent commissions and other similar charges	2,049	519
5. Other expenses (excluding taxes, licenses and fees)		
6. Taxes, licenses and fees (excluding federal and foreign income taxes)		
7.1 Current federal and foreign income taxes (including \$ on realized capital gains (losses))	32,446	32,446
7.2 Net deferred tax liability		
8. Borrowed money \$ and interest thereon \$		
9. Unearned premiums (after deducting unearned premiums for ceded reinsurance of \$ and including warranty reserves of \$ and accrued accident and health experience rating refunds including \$ for medical loss ratio rebate per the Public Health Service Act)	1,297	1,315
10. Advance premium		
11. Dividends declared and unpaid:		
11.1 Stockholders		
11.2 Policyholders		
12. Ceded reinsurance premiums payable (net of ceding commissions)		
13. Funds held by company under reinsurance treaties		
14. Amounts withheld or retained by company for account of others		
15. Remittances and items not allocated		
16. Provision for reinsurance (including \$ certified)		
17. Net adjustments in assets and liabilities due to foreign exchange rates		
18. Drafts outstanding		
19. Payable to parent, subsidiaries and affiliates		
20. Derivatives		
21. Payable for securities		
22. Payable for securities lending		
23. Liability for amounts held under uninsured plans		
24. Capital notes \$ and interest thereon \$		
25. Aggregate write-ins for liabilities		
26. Total liabilities excluding protected cell liabilities (Lines 1 through 25)	415,082	453,372
27. Protected cell liabilities		
28. Total liabilities (Lines 26 and 27)	415,082	453,372
29. Aggregate write-ins for special surplus funds		
30. Common capital stock	2,500,000	2,500,000
31. Preferred capital stock		
32. Aggregate write-ins for other than special surplus funds		
33. Surplus notes		
34. Gross paid in and contributed surplus	2,535,982	2,535,982
35. Unassigned funds (surplus)	7,133,985	6,981,882
36. Less treasury stock, at cost:		
36.1 shares common (value included in Line 30 \$)		
36.2 shares preferred (value included in Line 31 \$)		
37. Surplus as regards policyholders (Lines 29 to 35, less 36)	12,169,967	12,017,864
38. Totals (Page 2, Line 28, Col. 3)	12,585,049	12,471,236
DETAILS OF WRITE-INS		
2501.		
2502.		
2503.		
2598. Summary of remaining write-ins for Line 25 from overflow page		
2599. Totals (Lines 2501 through 2503 plus 2598) (Line 25 above)		
2901.		
2902.		
2903.		
2998. Summary of remaining write-ins for Line 29 from overflow page		
2999. Totals (Lines 2901 through 2903 plus 2998) (Line 29 above)		
3201.		
3202.		
3203.		
3298. Summary of remaining write-ins for Line 32 from overflow page		
3299. Totals (Lines 3201 through 3203 plus 3298) (Line 32 above)		

STATEMENT OF INCOME

	1 Current Year to Date	2 Prior Year to Date	3 Prior Year Ended December 31
UNDERWRITING INCOME			
1. Premiums earned:			
1.1 Direct (written \$)			
1.2 Assumed (written \$ 10,879)	10,897	43,496	94,697
1.3 Ceded (written \$)			
1.4 Net (written \$ 10,879)	10,897	43,496	94,697
DEDUCTIONS:			
2. Losses incurred (current accident year \$ 34,948):			
2.1 Direct			
2.2 Assumed	(31,806)	(70,318)	(154,869)
2.3 Ceded			
2.4 Net	(31,806)	(70,318)	(154,869)
3. Loss adjustment expenses incurred			
4. Other underwriting expenses incurred	20,876	22,189	54,321
5. Aggregate write-ins for underwriting deductions			
6. Total underwriting deductions (Lines 2 through 5)	(10,930)	(48,129)	(100,548)
7. Net income of protected cells			
8. Net underwriting gain (loss) (Line 1 minus Line 6 + Line 7)	21,827	91,625	195,245
INVESTMENT INCOME			
9. Net investment income earned	130,275	115,412	235,934
10. Net realized capital gains (losses) less capital gains tax of \$		(26,260)	(25,964)
11. Net investment gain (loss) (Lines 9 + 10)	130,275	89,152	209,970
OTHER INCOME			
12. Net gain or (loss) from agents' or premium balances charged off (amount recovered \$ amount charged off \$)			
13. Finance and service charges not included in premiums			
14. Aggregate write-ins for miscellaneous income			
15. Total other income (Lines 12 through 14)			
16. Net income before dividends to policyholders, after capital gains tax and before all other federal and foreign income taxes (Lines 8 + 11 + 15)	152,102	180,777	405,215
17. Dividends to policyholders			
18. Net income, after dividends to policyholders, after capital gains tax and before all other federal and foreign income taxes (Line 16 minus Line 17)	152,102	180,777	405,215
19. Federal and foreign income taxes incurred			
20. Net income (Line 18 minus Line 19)(to Line 22)	152,102	180,777	405,215
CAPITAL AND SURPLUS ACCOUNT			
21. Surplus as regards policyholders, December 31 prior year	12,017,865	11,612,650	11,612,650
22. Net income (from Line 20)	152,102	180,777	405,215
23. Net transfers (to) from Protected Cell accounts			
24. Change in net unrealized capital gains or (losses) less capital gains tax of \$			
25. Change in net unrealized foreign exchange capital gain (loss)			
26. Change in net deferred income tax			
27. Change in nonadmitted assets			
28. Change in provision for reinsurance			
29. Change in surplus notes			
30. Surplus (contributed to) withdrawn from protected cells			
31. Cumulative effect of changes in accounting principles			
32. Capital changes:			
32.1 Paid in			
32.2 Transferred from surplus (Stock Dividend)			
32.3 Transferred to surplus			
33. Surplus adjustments:			
33.1 Paid in			
33.2 Transferred to capital (Stock Dividend)			
33.3 Transferred from capital			
34. Net remittances from or (to) Home Office			
35. Dividends to stockholders			
36. Change in treasury stock			
37. Aggregate write-ins for gains and losses in surplus			
38. Change in surplus as regards policyholders (Lines 22 through 37)	152,102	180,777	405,215
39. Surplus as regards policyholders, as of statement date (Lines 21 plus 38)	12,169,967	11,793,427	12,017,865
DETAILS OF WRITE-INS			
0501.			
0502.			
0503.			
0598. Summary of remaining write-ins for Line 5 from overflow page			
0599. TOTALS (Lines 0501 through 0503 plus 0598) (Line 5 above)			
1401.			
1402.			
1403.			
1498. Summary of remaining write-ins for Line 14 from overflow page			
1499. TOTALS (Lines 1401 through 1403 plus 1498) (Line 14 above)			
3701. Increase in contingency reserve			
3702. Decrease in contingency reserve			
3703.			
3798. Summary of remaining write-ins for Line 37 from overflow page			
3799. TOTALS (Lines 3701 through 3703 plus 3798) (Line 37 above)			

CASH FLOW

	1 Current Year To Date	2 Prior Year To Date	3 Prior Year Ended December 31
Cash from Operations			
1. Premiums collected net of reinsurance.....	5,780	25,003	84,827
2. Net investment income	162,582	159,152	315,774
3. Miscellaneous income			
4. Total (Lines 1 to 3)	168,362	184,155	400,601
5. Benefit and loss related payments	7,995		59,310
6. Net transfers to Separate Accounts, Segregated Accounts and Protected Cell Accounts.....			
7. Commissions, expenses paid and aggregate write-ins for deductions	19,346	16,684	51,404
8. Dividends paid to policyholders			
9. Federal and foreign income taxes paid (recovered) net of \$ tax on capital gains (losses).....			
10. Total (Lines 5 through 9)	27,341	16,684	110,714
11. Net cash from operations (Line 4 minus Line 10)	141,021	167,471	289,887
Cash from Investments			
12. Proceeds from investments sold, matured or repaid:			
12.1 Bonds	462,861	1,717,451	2,880,183
12.2 Stocks			
12.3 Mortgage loans			
12.4 Real estate			
12.5 Other invested assets			
12.6 Net gains or (losses) on cash, cash equivalents and short-term investments			
12.7 Miscellaneous proceeds			
12.8 Total investment proceeds (Lines 12.1 to 12.7)	462,861	1,717,451	2,880,183
13. Cost of investments acquired (long-term only):			
13.1 Bonds	926,002	2,571,397	3,377,384
13.2 Stocks			
13.3 Mortgage loans			
13.4 Real estate			
13.5 Other invested assets			
13.6 Miscellaneous applications			
13.7 Total investments acquired (Lines 13.1 to 13.6)	926,002	2,571,397	3,377,384
14. Net increase (or decrease) in contract loans and premium notes			
15. Net cash from investments (Line 12.8 minus Line 13.7 and Line 14)	(463,141)	(853,946)	(497,201)
Cash from Financing and Miscellaneous Sources			
16. Cash provided (applied):			
16.1 Surplus notes, capital notes			
16.2 Capital and paid in surplus, less treasury stock.....			
16.3 Borrowed funds			
16.4 Net deposits on deposit-type contracts and other insurance liabilities			
16.5 Dividends to stockholders			
16.6 Other cash provided (applied).....		(868)	(868)
17. Net cash from financing and miscellaneous sources (Line 16.1 through Line 16.4 minus Line 16.5 plus Line 16.6).....		(868)	(868)
RECONCILIATION OF CASH, CASH EQUIVALENTS AND SHORT-TERM INVESTMENTS			
18. Net change in cash, cash equivalents and short-term investments (Line 11, plus Lines 15 and 17)	(322,120)	(687,343)	(208,182)
19. Cash, cash equivalents and short-term investments:			
19.1 Beginning of year.....	931,674	1,139,856	1,139,856
19.2 End of period (Line 18 plus Line 19.1)	609,554	452,513	931,674

**STATEMENT AS OF JUNE 30, 2023 OF THE TRIAD GUARANTY ASSURANCE CORPORATION, IN
REHABILITATION**

NOTES TO FINANCIAL STATEMENTS

As directed by the Office of Special Deputy Receiver, representing the Illinois Director of Insurance, Notes to the Financial Statements are no longer required by the Company. Questions regarding specific items usually included in the Notes should be directed to the annual statement contact.

GENERAL INTERROGATORIES

PART 1 - COMMON INTERROGATORIES

GENERAL

- 1.1 Did the reporting entity experience any material transactions requiring the filing of Disclosure of Material Transactions with the State of Domicile, as required by the Model Act? Yes No
- 1.2 If yes, has the report been filed with the domiciliary state? Yes No
- 2.1 Has any change been made during the year of this statement in the charter, by-laws, articles of incorporation, or deed of settlement of the reporting entity? Yes No
- 2.2 If yes, date of change:
- 3.1 Is the reporting entity a member of an Insurance Holding Company System consisting of two or more affiliated persons, one or more of which is an insurer? Yes No
If yes, complete Schedule Y, Parts 1 and 1A.
- 3.2 Have there been any substantial changes in the organizational chart since the prior quarter end? Yes No
- 3.3 If the response to 3.2 is yes, provide a brief description of those changes.
- 3.4 Is the reporting entity publicly traded or a member of a publicly traded group? Yes No
- 3.5 If the response to 3.4 is yes, provide the CIK (Central Index Key) code issued by the SEC for the entity/group.....0000911631
- 4.1 Has the reporting entity been a party to a merger or consolidation during the period covered by this statement? Yes No
- 4.2 If yes, provide the name of entity, NAIC Company Code, and state of domicile (use two letter state abbreviation) for any entity that has ceased to exist as a result of the merger or consolidation.

1 Name of Entity	2 NAIC Company Code	3 State of Domicile

- 5. If the reporting entity is subject to a management agreement, including third-party administrator(s), managing general agent(s), attorney-in-fact, or similar agreement, have there been any significant changes regarding the terms of the agreement or principals involved? Yes No NA
If yes, attach an explanation.
- 6.1 State as of what date the latest financial examination of the reporting entity was made or is being made.12/31/2007
- 6.2 State the as of date that the latest financial examination report became available from either the state of domicile or the reporting entity. This date should be the date of the examined balance sheet and not the date the report was completed or released.12/31/2007
- 6.3 State as of what date the latest financial examination report became available to other states or the public from either the state of domicile or the reporting entity. This is the release date or completion date of the examination report and not the date of the examination (balance sheet date).06/30/2009
- 6.4 By what department or departments?
Illinois Department of Insurance.....
- 6.5 Have all financial statement adjustments within the latest financial examination report been accounted for in a subsequent financial statement filed with Departments? Yes No NA
- 6.6 Have all of the recommendations within the latest financial examination report been complied with? Yes No NA
- 7.1 Has this reporting entity had any Certificates of Authority, licenses or registrations (including corporate registration, if applicable) suspended or revoked by any governmental entity during the reporting period? Yes No
- 7.2 If yes, give full information:
- 8.1 Is the company a subsidiary of a bank holding company regulated by the Federal Reserve Board?..... Yes No
- 8.2 If response to 8.1 is yes, please identify the name of the bank holding company.
- 8.3 Is the company affiliated with one or more banks, thrifts or securities firms?..... Yes No
- 8.4 If response to 8.3 is yes, please provide below the names and location (city and state of the main office) of any affiliates regulated by a federal regulatory services agency [i.e. the Federal Reserve Board (FRB), the Office of the Comptroller of the Currency (OCC), the Federal Deposit Insurance Corporation (FDIC) and the Securities Exchange Commission (SEC)] and identify the affiliate's primary federal regulator.]

1 Affiliate Name	2 Location (City, State)	3 FRB	4 OCC	5 FDIC	6 SEC

- 9.1 Are the senior officers (principal executive officer, principal financial officer, principal accounting officer or controller, or persons performing similar functions) of the reporting entity subject to a code of ethics, which includes the following standards? Yes No
 - (a) Honest and ethical conduct, including the ethical handling of actual or apparent conflicts of interest between personal and professional relationships;
 - (b) Full, fair, accurate, timely and understandable disclosure in the periodic reports required to be filed by the reporting entity;
 - (c) Compliance with applicable governmental laws, rules and regulations;
 - (d) The prompt internal reporting of violations to an appropriate person or persons identified in the code; and
 - (e) Accountability for adherence to the code.
- 9.11 If the response to 9.1 is No, please explain:
- 9.2 Has the code of ethics for senior managers been amended? Yes No
- 9.21 If the response to 9.2 is Yes, provide information related to amendment(s).
- 9.3 Have any provisions of the code of ethics been waived for any of the specified officers? Yes No
- 9.31 If the response to 9.3 is Yes, provide the nature of any waiver(s).

FINANCIAL

- 10.1 Does the reporting entity report any amounts due from parent, subsidiaries or affiliates on Page 2 of this statement?..... Yes No
- 10.2 If yes, indicate any amounts receivable from parent included in the Page 2 amount:.....\$1,527

GENERAL INTERROGATORIES

INVESTMENT

11.1 Were any of the stocks, bonds, or other assets of the reporting entity loaned, placed under option agreement, or otherwise made available for use by another person? (Exclude securities under securities lending agreements.) Yes [] No [X]

11.2 If yes, give full and complete information relating thereto:
.....

12. Amount of real estate and mortgages held in other invested assets in Schedule BA: \$

13. Amount of real estate and mortgages held in short-term investments: \$

14.1 Does the reporting entity have any investments in parent, subsidiaries and affiliates? Yes [] No [X]

14.2 If yes, please complete the following:

	1 Prior Year-End Book/Adjusted Carrying Value	2 Current Quarter Book/Adjusted Carrying Value
14.21 Bonds	\$	\$
14.22 Preferred Stock	\$	\$
14.23 Common Stock	\$	\$
14.24 Short-Term Investments	\$	\$
14.25 Mortgage Loans on Real Estate	\$	\$
14.26 All Other	\$	\$
14.27 Total Investment in Parent, Subsidiaries and Affiliates (Subtotal Lines 14.21 to 14.26)	\$	\$
14.28 Total Investment in Parent included in Lines 14.21 to 14.26 above	\$	\$

15.1 Has the reporting entity entered into any hedging transactions reported on Schedule DB? Yes [] No [X]

15.2 If yes, has a comprehensive description of the hedging program been made available to the domiciliary state? Yes [] No [] NA [X]
If no, attach a description with this statement.

16. For the reporting entity's security lending program, state the amount of the following as of the current statement date:
 16.1 Total fair value of reinvested collateral assets reported on Schedule DL, Parts 1 and 2 \$

16.2 Total book/adjusted carrying value of reinvested collateral assets reported on Schedule DL, Parts 1 and 2 \$

16.3 Total payable for securities lending reported on the liability page \$

17. Excluding items in Schedule E – Part 3 – Special Deposits, real estate, mortgage loans and investments held physically in the reporting entity's offices, vaults or safety deposit boxes, were all stocks, bonds and other securities, owned throughout the current year held pursuant to a custodial agreement with a qualified bank or trust company in accordance with Section 1, III – General Examination Considerations, F. Outsourcing of Critical Functions, Custodial or Safekeeping Agreements of the NAIC *Financial Condition Examiners Handbook*? Yes [X] No []

17.1 For all agreements that comply with the requirements of the NAIC *Financial Condition Examiners Handbook*, complete the following:

1 Name of Custodian(s)	2 Custodian Address
The Northern Trust Company.....	50 South LaSalle Street, Chicago, Illinois 60603.....

17.2 For all agreements that do not comply with the requirements of the NAIC *Financial Condition Examiners Handbook*, provide the name, location and a complete explanation:

1 Name(s)	2 Location(s)	3 Complete Explanation(s)

17.3 Have there been any changes, including name changes, in the custodian(s) identified in 17.1 during the current quarter? Yes [] No [X]

17.4 If yes, give full and complete information relating thereto:

1 Old Custodian	2 New Custodian	3 Date of Change	4 Reason

17.5 Investment management – Identify all investment advisors, investment managers, broker/dealers, including individuals that have the authority to make investment decisions on behalf of the reporting entity. For assets that are managed internally by employees of the reporting entity, note as such. ["...that have access to the investment accounts"; "...handle securities"]

1 Name of Firm or Individual	2 Affiliation
Mesirow Financial Investment Management, Inc.....	U.....

17.5097 For those firms/individuals listed in the table for Question 17.5, do any firms/individuals unaffiliated with the reporting entity (i.e., designated with a "U") manage more than 10% of the reporting entity's invested assets? Yes [X] No []

17.5098 For firms/individuals unaffiliated with the reporting entity (i.e., designated with a "U") listed in the table for Question 17.5, does the total assets under management aggregate to more than 50% of the reporting entity's invested assets? Yes [X] No []

17.6 For those firms or individuals listed in the table for 17.5 with an affiliation code of "A" (affiliated) or "U" (unaffiliated), provide the information for the table below.

1 Central Registration Depository Number	2 Name of Firm or Individual	3 Legal Entity Identifier (LEI)	4 Registered With	5 Investment Management Agreement (IMA) Filed
1111135.....	Mesirow Financial Investment Management, Inc.....	IWFK35GSRKL20LE5C129.....	SEC.....	DS.....

18.1 Have all the filing requirements of the *Purposes and Procedures Manual of the NAIC Investment Analysis Office* been followed? Yes [X] No []

18.2 If no, list exceptions:
.....

19. By self-designating 5GI securities, the reporting entity is certifying the following elements for each self-designated 5GI security:

- a. Documentation necessary to permit a full credit analysis of the security does not exist or an NAIC CRP credit rating for an FE or PL security is not available.
- b. Issuer or obligor is current on all contracted interest and principal payments.
- c. The insurer has an actual expectation of ultimate payment of all contracted interest and principal.

Has the reporting entity self-designated 5GI securities? Yes [] No [X]

20. By self-designating PLGI securities, the reporting entity is certifying the following elements of each self-designated PLGI security:

- a. The security was purchased prior to January 1, 2018.
- b. The reporting entity is holding capital commensurate with the NAIC Designation reported for the security.

GENERAL INTERROGATORIES

- c. The NAIC Designation was derived from the credit rating assigned by an NAIC CRP in its legal capacity as a NRSRO which is shown on a current private letter rating held by the insurer and available for examination by state insurance regulators.
- d. The reporting entity is not permitted to share this credit rating of the PL security with the SVO.

Has the reporting entity self-designated PLGI securities?.....

Yes [] No [X]

21. By assigning FE to a Schedule BA non-registered private fund, the reporting entity is certifying the following elements of each self-designated FE fund:
- a. The shares were purchased prior to January 1, 2019.
 - b. The reporting entity is holding capital commensurate with the NAIC Designation reported for the security.
 - c. The security had a public credit rating(s) with annual surveillance assigned by an NAIC CRP in its legal capacity as an NRSRO prior to January 1, 2019.
 - d. The fund only or predominantly holds bonds in its portfolio.
 - e. The current reported NAIC Designation was derived from the public credit rating(s) with annual surveillance assigned by an NAIC CRP in its legal capacity as an NRSRO.
 - f. The public credit rating(s) with annual surveillance assigned by an NAIC CRP has not lapsed.

Has the reporting entity assigned FE to Schedule BA non-registered private funds that complied with the above criteria?.....

Yes [] No [X]

GENERAL INTERROGATORIES PART 2 - PROPERTY & CASUALTY INTERROGATORIES

1. If the reporting entity is a member of a pooling arrangement, did the agreement or the reporting entity's participation change? Yes [] No [] NA [X]
If yes, attach an explanation.

2. Has the reporting entity reinsured any risk with any other reporting entity and agreed to release such entity from liability, in whole or in part, from any loss that may occur on the risk, or portion thereof, reinsured? Yes [] No [X]
If yes, attach an explanation.

3.1 Have any of the reporting entity's primary reinsurance contracts been canceled? Yes [] No [X]
3.2 If yes, give full and complete information thereto.
.....

4.1 Are any of the liabilities for unpaid losses and loss adjustment expenses other than certain workers' compensation tabular reserves (see *Annual Statement Instructions* pertaining to disclosure of discounting for definition of "tabular reserves,") discounted at a rate of interest greater than zero? Yes [] No [X]

4.2 If yes, complete the following schedule:

1 Line of Business	2 Maximum Interest	3 Discount Rate	TOTAL DISCOUNT				DISCOUNT TAKEN DURING PERIOD			
			4 Unpaid Losses	5 Unpaid LAE	6 IBNR	7 TOTAL	8 Unpaid Losses	9 Unpaid LAE	10 IBNR	11 TOTAL
TOTAL										

5. Operating Percentages:
 5.1 A&H loss percent %
 5.2 A&H cost containment percent %
 5.3 A&H expense percent excluding cost containment expenses %

6.1 Do you act as a custodian for health savings accounts? Yes [] No [X]
 6.2 If yes, please provide the amount of custodial funds held as of the reporting date \$
 6.3 Do you act as an administrator for health savings accounts? Yes [] No [X]
 6.4 If yes, please provide the balance of the funds administered as of the reporting date \$

7. Is the reporting entity licensed or chartered, registered, qualified, eligible or writing business in at least two states? Yes [X] No []

7.1 If no, does the reporting entity assume reinsurance business that covers risks residing in at least one state other than the state of domicile of the reporting entity? Yes [] No []

SCHEDULE F - CEDED REINSURANCE

Showing All New Reinsurers - Current Year to Date

1 NAIC Company Code	2 ID Number	3 Name of Reinsurer	4 Domiciliary Jurisdiction	5 Type of Reinsurer	6 Certified Reinsurer Rating (1 through 6)	7 Effective Date of Certified Reinsurer Rating
<p>NONE</p>						

SCHEDULE T - EXHIBIT OF PREMIUMS WRITTEN

Current Year to Date – Allocated by States and Territories

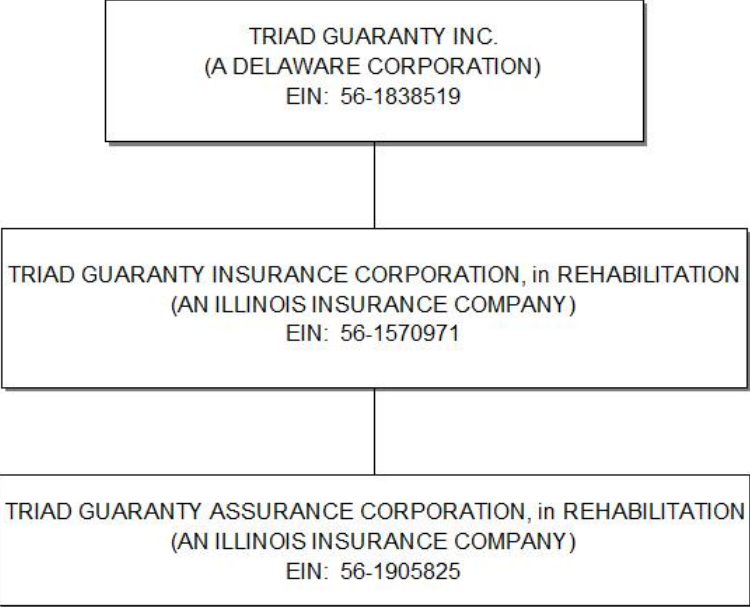
States, etc.	1 Active Status (a)	Direct Premiums Written		Direct Losses Paid (Deducting Salvage)		Direct Losses Unpaid	
		2 Current Year To Date	3 Prior Year To Date	4 Current Year To Date	5 Prior Year To Date	6 Current Year To Date	7 Prior Year To Date
1. Alabama	AL	N					
2. Alaska	AK	N					
3. Arizona	AZ	N					
4. Arkansas	AR	N					
5. California	CA	N					
6. Colorado	CO	N					
7. Connecticut	CT	N					
8. Delaware	DE	N					
9. Dist. Columbia	DC	N					
10. Florida	FL	N					
11. Georgia	GA	N					
12. Hawaii	HI	N					
13. Idaho	ID	Q					
14. Illinois	IL	L					
15. Indiana	IN	N					
16. Iowa	IA	N					
17. Kansas	KS	Q					
18. Kentucky	KY	N					
19. Louisiana	LA	N					
20. Maine	ME	N					
21. Maryland	MD	N					
22. Massachusetts	MA	N					
23. Michigan	MI	N					
24. Minnesota	MN	N					
25. Mississippi	MS	N					
26. Missouri	MO	Q					
27. Montana	MT	N					
28. Nebraska	NE	N					
29. Nevada	NV	N					
30. New Hampshire	NH	N					
31. New Jersey	NJ	N					
32. New Mexico	NM	N					
33. New York	NY	Q					
34. No. Carolina	NC	N					
35. No. Dakota	ND	N					
36. Ohio	OH	Q					
37. Oklahoma	OK	N					
38. Oregon	OR	N					
39. Pennsylvania	PA	N					
40. Rhode Island	RI	N					
41. So. Carolina	SC	N					
42. So. Dakota	SD	N					
43. Tennessee	TN	N					
44. Texas	TX	Q					
45. Utah	UT	N					
46. Vermont	VT	N					
47. Virginia	VA	N					
48. Washington	WA	N					
49. West Virginia	WV	N					
50. Wisconsin	WI	N					
51. Wyoming	WY	N					
52. American Samoa	AS	N					
53. Guam	GU	N					
54. Puerto Rico	PR	N					
55. U.S. Virgin Islands	VI	N					
56. Northern Mariana Islands	MP	N					
57. Canada	CAN	N					
58. Aggregate Other Alien	OT	XXX					
59. Totals		XXX					
DETAILS OF WRITE-INS							
58001.		XXX					
58002.		XXX					
58003.		XXX					
58998.	Summary of remaining write-ins for Line 58 from overflow page.	XXX					
58999.	TOTALS (Lines 58001 through 58003 plus 58998) (Line 58 above)	XXX					

(a) Active Status Counts

- 1. L – Licensed or Chartered – Licensed insurance carrier or domiciled RRG 1
- 2. R – Registered – Non-domiciled RRGs 2
- 3. E – Eligible – Reporting entities eligible or approved to write surplus lines in the state (other than their state of domicile – See DSLI) 3
- 4. Q – Qualified – Qualified or accredited reinsurer 4
- 5. D – Domestic Surplus Lines Insurer (DSLII) – Reporting entities authorized to write surplus lines in the state of domicile 5
- 6. N – None of the above – Not allowed to write business in the state 6

SCHEDULE Y - INFORMATION CONCERNING ACTIVITIES OF INSURER MEMBERS OF A HOLDING COMPANY GROUP
PART 1 - ORGANIZATIONAL CHART

TRIAD GUARANTY INC. and SUBSIDIARIES



Part 1

NONE

Part 2

NONE

STATEMENT AS OF JUNE 30, 2023 OF THE TRIAD GUARANTY ASSURANCE CORPORATION, IN REHABILITATION

PART 3 (000 omitted)

LOSS AND LOSS ADJUSTMENT EXPENSE RESERVES SCHEDULE

	1	2	3	4	5	6	7	8	9	10	11	12	13
Years in Which Losses Occurred	Prior Year-End Known Case Loss and LAE Reserves	Prior Year-End IBNR Loss and LAE Reserves	Total Prior Year-End Loss and LAE Reserves (Cols. 1 + 2)	2023 Loss and LAE Payments on Claims Reported as of Prior Year-End	2023 Loss and LAE Payments on Claims Unreported as of Prior Year-End	Total 2023 Loss and LAE Payments (Cols. 4 + 5)	Q.S. Date Known Case Loss and LAE Reserves on Claims Reported and Open as of Prior Year End	Q.S. Date Known Case Loss and LAE Reserves on Claims Reported or Reopened Subsequent to Prior Year End	Q.S. Date IBNR Loss and LAE Reserves	Total Q.S. Loss and LAE Reserves (Cols.7 + 8 + 9)	Prior Year-End Known Case Loss and LAE Reserves Developed (Savings)/ Deficiency (Cols. 4 + 7 minus Col. 1)	Prior Year-End IBNR Loss and LAE Reserves Developed (Savings)/ Deficiency (Cols. 5 + 8 + 9 minus Col. 2)	Prior Year-End Total Loss and LAE Reserve Developed (Savings)/ Deficiency (Cols. 11 + 12)
1. 2020 + Prior	.343		.343	.15		.15	.291			.291	(.36)		(.36)
2. 2021	.12	.1	.12				.12			.12		(.1)	(.1)
3. Subtotals 2021 + prior	.354	.1	.355	.15		.15	.303			.303	(.36)	(.1)	(.37)
4. 2022	.55	.7	.62				.31		.1	.32	(.23)	(.6)	(.30)
5. Subtotals 2022 + prior	.409	.8	.417	.15		.15	.334		.1	.335	(.60)	(.7)	(.67)
6. 2023	.XXX	.XXX	.XXX	.XXX			.XXX	.28	.7	.35	.XXX	.XXX	.XXX
7. Totals	409	8	417	15		15	334	28	7	370	(60)	(7)	(67)
8. Prior Year-End Surplus As Regards Policy-holders	12,018										Col. 11, Line 7 As % of Col. 1, Line 7	Col. 12, Line 7 As % of Col. 2, Line 7	Col. 13, Line 7 As % of Col. 3, Line 7
											1. (14.7)	2. (90.3)	3. (16.0)
													Col. 13, Line 7 Line 8
													4. (0.6)

SUPPLEMENTAL EXHIBITS AND SCHEDULES INTERROGATORIES

The following supplemental reports are required to be filed as part of your statement filing. However, in the event that your company does not transact the type of business for which the special report must be filed, your response of **NO** to the specific interrogatory will be accepted in lieu of filing a "NONE" report and a bar code will be printed below. If the supplement is required of your company but is not being filed for whatever reason enter **SEE EXPLANATION** and provide an explanation following the interrogatory questions.

- | | <u>Response</u> |
|--------------------------------------------------------------------------------------------------------------------------------------|-----------------|
| 1. Will the Trusteed Surplus Statement be filed with the state of domicile and the NAIC with this statement? |NO..... |
| 2. Will Supplement A to Schedule T (Medical Professional Liability Supplement) be filed with this statement? |NO..... |
| 3. Will the Medicare Part D Coverage Supplement be filed with the state of domicile and the NAIC with this statement? |NO..... |
| 4. Will the Director and Officer Insurance Coverage Supplement be filed with the state of domicile and the NAIC with this statement? |NO..... |






AUGUST FILING

- | | |
|---------------------------------------------------------------------------------------------------------------------------------------------------------------------------------------------------------------------------------------------------------------------------------------------------------------------------------------------------------------------------|--------------|
| 5. Will the regulator-only (non-public) Communication of Internal Control Related Matters Noted in Audit be filed with the state of domicile and electronically with the NAIC (as a regulator-only non-public document) by August 1? The response for 1st and 3rd quarters should be N/A. A NO response resulting with a bar code is only appropriate in the 2nd quarter. |NO..... |
|---------------------------------------------------------------------------------------------------------------------------------------------------------------------------------------------------------------------------------------------------------------------------------------------------------------------------------------------------------------------------|--------------|

Explanation:

5. The Company is in Rehabilitation and is not required to file this report.

Bar Code:

- | | |
|----|--------------------------------------------------------------------------------------------------------------------------|
| 1. | 
1 0 2 1 7 2 0 2 3 4 9 0 0 0 0 0 2 |
| 2. | 
1 0 2 1 7 2 0 2 3 4 5 5 0 0 0 0 2 |
| 3. | 
1 0 2 1 7 2 0 2 3 3 6 5 0 0 0 0 2 |
| 4. | 
1 0 2 1 7 2 0 2 3 5 0 5 0 0 0 0 2 |
| 5. | 
1 0 2 1 7 2 0 2 2 2 2 2 0 0 1 0 5 |

OVERFLOW PAGE FOR WRITE-INS

SCHEDULE A – VERIFICATION

Real Estate

	1 Year To Date	2 Prior Year Ended December 31
1. Book/adjusted carrying value, December 31 of prior year		
2. Cost of acquired:		
2.1 Actual cost at time of acquisition		
2.2 Additional investment made after acquisition		
3. Current year change in encumbrances		
4. Total gain (loss) on disposals		
5. Deduct amounts received on disposals		
6. Total foreign exchange change in book/adjusted carrying value		
7. Deduct current year's other-than-temporary impairment recognized		
8. Deduct current year's depreciation		
9. Book/adjusted carrying value at the end of current period (Lines 1+2+3+4-5+6-7-8)		
10. Deduct total nonadmitted amounts		
11. Statement value at end of current period (Line 9 minus Line 10)		

NONE

SCHEDULE B – VERIFICATION

Mortgage Loans

	1 Year To Date	2 Prior Year Ended December 31
1. Book value/recorded investment excluding accrued interest, December 31 of prior year		
2. Cost of acquired:		
2.1 Actual cost at time of acquisition		
2.2 Additional investment made after acquisition		
3. Capitalized deferred interest and other		
4. Accrual of discount		
5. Unrealized valuation increase (decrease)		
6. Total gain (loss) on disposals		
7. Deduct amounts received on disposals		
8. Deduct amortization of premium and mortgage interest points and commitment fees		
9. Total foreign exchange change in book value/recorded investment excluding accrued interest		
10. Deduct current year's other-than-temporary impairment recognized		
11. Book value/recorded investment excluding accrued interest at end of current period (Lines 1+2+3+4+5+6-7-8+9-10)		
12. Total valuation allowance		
13. Subtotal (Line 11 plus Line 12)		
14. Deduct total nonadmitted amounts		
15. Statement value at end of current period (Line 13 minus Line 14)		

NONE

SCHEDULE BA – VERIFICATION

Other Long-Term Invested Assets

	1 Year To Date	2 Prior Year Ended December 31
1. Book/adjusted carrying value, December 31 of prior year		
2. Cost of acquired:		
2.1 Actual cost at time of acquisition		
2.2 Additional investment made after acquisition		
3. Capitalized deferred interest and other		
4. Accrual of discount		
5. Unrealized valuation increase (decrease)		
6. Total gain (loss) on disposals		
7. Deduct amounts received on disposals		
8. Deduct amortization of premium and depreciation		
9. Total foreign exchange change in book/adjusted carrying value		
10. Deduct current year's other-than-temporary impairment recognized		
11. Book/adjusted carrying value at end of current period (Lines 1+2+3+4+5+6-7-8+9-10)		
12. Deduct total nonadmitted amounts		
13. Statement value at end of current period (Line 11 minus Line 12)		

NONE

SCHEDULE D – VERIFICATION

Bonds and Stocks

	1 Year To Date	2 Prior Year Ended December 31
1. Book/adjusted carrying value of bonds and stocks, December 31 of prior year	11,452,486	11,068,028
2. Cost of bonds and stocks acquired	926,002	3,377,384
3. Accrual of discount	9,711	15,857
4. Unrealized valuation increase (decrease)		(25,964)
5. Total gain (loss) on disposals		2,891,253
6. Deduct consideration for bonds and stocks disposed of	462,860	102,636
7. Deduct amortization of premium	48,155	
8. Total foreign exchange change in book/adjusted carrying value		
9. Deduct current year's other-than-temporary impairment recognized		
10. Total investment income recognized as a result of prepayment penalties and/or acceleration fees		11,070
11. Book/adjusted carrying value at end of current period (Lines 1+2+3+4+5-6-7+8-9+10)	11,877,184	11,452,486
12. Deduct total nonadmitted amounts		
13. Statement value at end of current period (Line 11 minus Line 12)	11,877,184	11,452,486

STATEMENT AS OF JUNE 30, 2023 OF THE TRIAD GUARANTY ASSURANCE CORPORATION, IN REHABILITATION

SCHEDULE D - PART 1B

Showing the Acquisitions, Dispositions and Non-Trading Activity
During the Current Quarter for all Bonds and Preferred Stock by NAIC Designation

NAIC Designation	1 Book/Adjusted Carrying Value Beginning of Current Quarter	2 Acquisitions During Current Quarter	3 Dispositions During Current Quarter	4 Non-Trading Activity During Current Quarter	5 Book/Adjusted Carrying Value End of First Quarter	6 Book/Adjusted Carrying Value End of Second Quarter	7 Book/Adjusted Carrying Value End of Third Quarter	8 Book/Adjusted Carrying Value December 31 Prior Year
BONDS								
1. NAIC 1 (a).....	8,736,749	323,535	306,999	(9,889)	8,736,749	8,743,396		8,301,044
2. NAIC 2 (a).....	3,142,577			(8,793)	3,142,577	3,133,784		3,151,437
3. NAIC 3 (a).....								
4. NAIC 4 (a).....								
5. NAIC 5 (a).....								
6. NAIC 6 (a).....								
7. Total Bonds	11,879,326	323,535	306,999	(18,682)	11,879,326	11,877,180		11,452,481
PREFERRED STOCK								
8. NAIC 1								
9. NAIC 2								
10. NAIC 3								
11. NAIC 4								
12. NAIC 5								
13. NAIC 6								
14. Total Preferred Stock.....								
15. Total Bonds & Preferred Stock	11,879,326	323,535	306,999	(18,682)	11,879,326	11,877,180		11,452,481

S102

(a) Book/Adjusted Carrying Value column for the end of the current reporting period includes the following amount of short-term and cash equivalent bonds by NAIC designation: NAIC 1 \$; NAIC 2 \$;
NAIC 3 \$; NAIC 4 \$; NAIC 5 \$; NAIC 6 \$

Schedule DA - Part 1

NONE

Schedule DA - Verification

NONE

Schedule DB - Part A - Verification

NONE

Schedule DB - Part B - Verification

NONE

Schedule DB - Part C - Section 1

NONE

Schedule DB - Part C - Section 2

NONE

Schedule DB - Verification

NONE

SCHEDULE E – PART 2 – VERIFICATION

(Cash Equivalents)

	1 Year To Date	2 Prior Year Ended December 31
1. Book/adjusted carrying value, December 31 of prior year.....	855,287	1,028,326
2. Cost of cash equivalents acquired	1,979,175	3,091,045
3. Accrual of discount		
4. Unrealized valuation increase (decrease)		
5. Total gain (loss) on disposals.....		
6. Deduct consideration received on disposals	2,421,529	3,264,084
7. Deduct amortization of premium		
8. Total foreign exchange change in book/adjusted carrying value		
9. Deduct current year's other-than-temporary impairment recognized		
10. Book/adjusted carrying value at end of current period (Lines 1+2+3+4+5-6-7+8-9)	412,933	855,287
11. Deduct total nonadmitted amounts		
12. Statement value at end of current period (Line 10 minus Line 11)	412,933	855,287

Schedule A - Part 2

NONE

Schedule A - Part 3

NONE

Schedule B - Part 2

NONE

Schedule B - Part 3

NONE

Schedule BA - Part 2

NONE

Schedule BA - Part 3

NONE

STATEMENT AS OF JUNE 30, 2023 OF THE TRIAD GUARANTY ASSURANCE CORPORATION, IN REHABILITATION

SCHEDULE D - PART 3

Show All Long-Term Bonds and Stock Acquired During the Current Quarter

1	2	3	4	5	6	7	8	9	10
CUSIP Identification	Description	Foreign	Date Acquired	Name of Vendor	Number of Shares of Stock	Actual Cost	Par Value	Paid for Accrued Interest and Dividends	NAIC Designation, NAIC Designation Modifier and SVO Administrative Symbol
Bonds - U.S. Governments									
91282C-HD-6	US TREASURY N/B 4.25 31/05/25		06/14/2023	WELLS FARGO BANK MINNESOTA NA	XXX	223,383	225,000	392	1.A FE
0109999999 - Bonds - U.S. Governments						223,383	225,000	392	XXX
Bonds - All Other Governments									
Bonds - U.S. States, Territories and Possessions									
Bonds - U.S. Political Subdivisions of States, Territories and Possessions									
Bonds - U.S. Special Revenue and Special Assessment and all Non-Guaranteed Obligations of Agencies and Authorities of Governments and Their Political Subdivisions									
Bonds - Industrial and Miscellaneous (Unaffiliated)									
172967-NX-5	CITIGROUP INC 5.61 29/09/26		06/14/2023	RBC DAIN RAUSCHER DAINRAUS	XXX	100,152	100,000	1,200	1.G FE
1109999999 - Bonds - Industrial and Miscellaneous (Unaffiliated)						100,152	100,000	1,200	XXX
Bonds - Hybrid Securities									
Bonds - Parent, Subsidiaries and Affiliates									
Bonds - SVO Identified Funds									
Bonds - Unaffiliated Bank Loans									
Bonds - Unaffiliated Certificates of Deposit									
2509999997 - Bonds - Subtotals - Bonds - Part 3						323,535	325,000	1,592	XXX
2509999999 - Bonds - Subtotals - Bonds						323,535	325,000	1,592	XXX
Preferred Stocks - Industrial and Miscellaneous (Unaffiliated) Perpetual Preferred									
Preferred Stocks - Industrial and Miscellaneous (Unaffiliated) - Redeemable Preferred									
Preferred Stocks - Parent, Subsidiaries and Affiliates - Perpetual Preferred									
Preferred Stocks - Parent, Subsidiaries and Affiliates - Redeemable Preferred									
Common Stocks - Industrial and Miscellaneous (Unaffiliated) Publicly Traded									
Common Stocks - Industrial and Miscellaneous (Unaffiliated) Other									
Common Stocks - Mutual Funds - Designations Assigned by the SVO									
Common Stocks - Mutual Funds - Designations Not Assigned by the SVO									
Common Stocks - Unit Investment Trusts - Designations Assigned by the SVO									
Common Stocks - Unit Investment Trusts - Designations Not Assigned by the SVO									
Common Stocks - Closed-End Funds - Designations Assigned by the SVO									
Common Stocks - Closed-End Funds - Designations Not Assigned by the SVO									
Common Stocks - Exchange Traded Funds									
Common Stocks - Parent, Subsidiaries and Affiliates - Publicly Traded									
Common Stocks - Parent, Subsidiaries and Affiliates - Other									
6009999999 Totals						323,535	XXX	1,592	XXX

E04

STATEMENT AS OF JUNE 30, 2023 OF THE TRIAD GUARANTY ASSURANCE CORPORATION, IN REHABILITATION

SCHEDULE D - PART 4

Show All Long-Term Bonds and Stock Sold, Redeemed or Otherwise Disposed of During the Current Quarter

1	2	3	4	5	6	7	8	9	10	Change in Book/Adjusted Carrying Value					16	17	18	19	20	21	22
										11	12	13	14	15							
CUSIP Identification	Description	For eign	Disposal Date	Name of Purchaser	Number of Shares of Stock	Consideration	Par Value	Actual Cost	Prior Year Book/Adjusted Carrying Value	Unrealized Valuation Increase/ (Decrease)	Current Year's (Amortization)/ Accretion	Current Year's Other Than Temporary Impairment Recognized	Total Change in B./A.C.V. (11+12-13)	Total Foreign Exchange Change in B./A.C.V.	Book/ Adjusted Carrying Value at Disposal Date	Foreign Exchange Gain (Loss) on Disposal	Realized Gain (Loss) on Disposal	Total Gain (Loss) on Disposal	Bond Interest/Stock Dividends Received During Year	Stated Contractual Maturity Date	NAIC Designation, NAIC Desig. Modifier and SVO Administrative Symbol
Bonds - U.S. Governments																					
Bonds - All Other Governments																					
Bonds - U.S. States, Territories and Possessions																					
Bonds - U.S. Political Subdivisions of States, Territories and Possessions																					
Bonds - U.S. Special Revenue and Special Assessment and all Non-Guaranteed Obligations of Agencies and Authorities of Governments and Their Political Subdivisions																					
3140X4-NT-9	FANNIE MAE 2.5 POOL ID FWH301		06/01/2023	MBS PAYDOWN	XXX	1,974	1,974	2,006	1,994		(4)		(4)		1,974				.16	03/01/2029	1.A
31412P-CF-6	FANNIE MAE 4.5 POOL ID 930770		06/01/2023	MBS PAYDOWN	XXX	712	712	766	739		(4)		(4)		712				.11	03/01/2029	1.A
0909999999 - Bonds - U.S. Special Revenue and Special Assessment and all Non-Guaranteed Obligations of Agencies and Authorities of Governments and Their Political Subdivisions						2,686	2,686	2,772	2,733		(8)		(8)		2,686				27	XXX	XXX
Bonds - Industrial and Miscellaneous (Unaffiliated)																					
12625K-AE-5	COMM MORTGAGE TRUST 3.612 POOL ID CR8		05/01/2023	MBS PAYDOWN	XXX	54,313	54,313	56,795	54,324		(31)		(31)		54,313				.728	06/10/2046	1.A FE
30231G-BL-5	EXXON MOBIL CORPORATION 1.571 15/04/23		04/15/2023	MATURITY	XXX	100,000	100,000	100,457	100,044		(44)		(44)		100,000				.786	04/15/2023	1.D FE
437076-AZ-5	HOME DEPOT INC 2.7 01/04/23		04/01/2023	MATURITY	XXX	150,000	150,000	158,435	150,741		(741)		(741)		150,000				2,025	04/01/2023	1.F FE
1109999999 - Bonds - Industrial and Miscellaneous (Unaffiliated)						304,313	304,313	315,687	305,109		(816)		(816)		304,313				3,539	XXX	XXX
Bonds - Hybrid Securities																					
Bonds - Parent, Subsidiaries, and Affiliates																					
Bonds - SVO Identified Funds																					
Bonds - Unaffiliated Bank Loans																					
Bonds - Unaffiliated Certificates of Deposit																					
2509999997 - Bonds - Subtotals - Bonds - Part 4						306,999	306,999	318,459	307,842		(824)		(824)		306,999				3,566	XXX	XXX
2509999999 - Bonds - Subtotals - Bonds						306,999	306,999	318,459	307,842		(824)		(824)		306,999				3,566	XXX	XXX
Preferred Stocks - Industrial and Miscellaneous (Unaffiliated) - Perpetual Preferred																					
Preferred Stocks - Industrial and Miscellaneous (Unaffiliated) - Redeemable Preferred																					
Preferred Stocks - Parent, Subsidiaries and Affiliates - Perpetual Preferred																					
Preferred Stocks - Parent, Subsidiaries and Affiliates - Redeemable Preferred																					
Common Stocks - Industrial and Miscellaneous (Unaffiliated) - Publicly Traded																					
Common Stocks - Industrial and Miscellaneous (Unaffiliated) - Other																					
Common Stocks - Mutual Funds - Designations Assigned by the SVO																					
Common Stocks - Mutual Funds - Designations Not Assigned by the SVO																					
Common Stocks - Unit Investment Trusts - Designations Assigned by the SVO																					
Common Stocks - Unit Investment Trusts - Designations Not Assigned by the SVO																					
Common Stocks - Closed-End Funds - Designations Assigned by the SVO																					
Common Stocks - Closed-End Funds - Designations Not Assigned by the SVO																					
Common Stocks - Exchange Traded Funds																					
Common Stocks - Parent, Subsidiaries and Affiliates - Publicly Traded																					
Common Stocks - Parent, Subsidiaries and Affiliates - Other																					
6009999999 Totals						306,999	XXX	318,459	307,842		(824)		(824)		306,999				3,566	XXX	XXX

EO5

Schedule DB - Part A - Section 1

NONE

Schedule DB - Part B - Section 1

NONE

Schedule DB - Part D - Section 1

NONE

Schedule DB - Part D - Section 2

NONE

Schedule DB - Part E

NONE

Schedule DL - Part 1

NONE

Schedule DL - Part 2

NONE

STATEMENT AS OF JUNE 30, 2023 OF THE TRIAD GUARANTY ASSURANCE CORPORATION, IN REHABILITATION

SCHEDULE E - PART 2 - CASH EQUIVALENTS

Show Investments Owned End of Current Quarter

1 CUSIP	2 Description	3 Code	4 Date Acquired	5 Rate of Interest	6 Maturity Date	7 Book/Adjusted Carrying Value	8 Amount of Interest Due & Accrued	9 Amount Received During Year
	Bonds - U.S. Governments - Issuer Obligations							
	Bonds - U.S. Governments - Residential Mortgage-Backed Securities							
	Bonds - U.S. Governments - Commercial Mortgage-Backed Securities							
	Bonds - U.S. Governments - Other Loan-Backed and Structured Securities							
	Bonds - All Other Governments - Issuer Obligations							
	Bonds - All Other Governments - Residential Mortgage-Backed Securities							
	Bonds - All Other Governments - Commercial Mortgage-Backed Securities							
	Bonds - All Other Governments - Other Loan-Backed and Structured Securities							
	Bonds - U.S. States, Territories and Possessions (Direct and Guaranteed) - Issuer Obligations							
	Bonds - U.S. States, Territories and Possessions (Direct and Guaranteed) - Residential Mortgage-Backed Securities							
	Bonds - U.S. States, Territories and Possessions (Direct and Guaranteed) - Commercial Mortgage-Backed Securities							
	Bonds - U.S. States, Territories and Possessions (Direct and Guaranteed) - Other Loan-Backed and Structured Securities							
	Bonds - U.S. Political Subdivisions of States, Territories and Possessions (Direct and Guaranteed) - Issuer Obligations							
	Bonds - U.S. Political Subdivisions of States, Territories and Possessions (Direct and Guaranteed) - Residential Mortgage-Backed Securities							
	Bonds - U.S. Political Subdivisions of States, Territories and Possessions (Direct and Guaranteed) - Commercial Mortgage-Backed Securities							
	Bonds - U.S. Political Subdivisions of States, Territories and Possessions (Direct and Guaranteed) - Other Loan-Backed and Structured Securities							
	Bonds - U.S. Special Revenue and Special Assessment Obligations and all Non-Guaranteed Obligations of Agencies and Authorities of Governments and Their Political Subdivisions - Issuer Obligations							
	Bonds - U.S. Special Revenue and Special Assessment Obligations and all Non-Guaranteed Obligations of Agencies and Authorities of Governments and Their Political Subdivisions - Residential Mortgage-Backed Securities							
	Bonds - U.S. Special Revenue and Special Assessment Obligations and all Non-Guaranteed Obligations of Agencies and Authorities of Governments and Their Political Subdivisions - Commercial Mortgage-Backed Securities							
	Bonds - U.S. Special Revenue and Special Assessment Obligations and all Non-Guaranteed Obligations of Agencies and Authorities of Governments and Their Political Subdivisions - Other Loan-Backed and Structured Securities							
	Bonds - Industrial and Miscellaneous (Unaffiliated) - Issuer Obligations							
	Bonds - Industrial and Miscellaneous (Unaffiliated) - Residential Mortgage-Backed Securities							
	Bonds - Industrial and Miscellaneous (Unaffiliated) - Commercial Mortgage-Backed Securities							
	Bonds - Industrial and Miscellaneous (Unaffiliated) - Other Loan-Backed and Structured Securities							
	Bonds - Hybrid Securities - Issuer Obligations							
	Bonds - Hybrid Securities - Residential Mortgage-Backed Securities							
	Bonds - Hybrid Securities - Commercial Mortgage-Backed Securities							
	Bonds - Hybrid Securities - Other Loan-Backed and Structured Securities							
	Bonds - Parent, Subsidiaries and Affiliates Bonds - Issuer Obligations							
	Bonds - Parent, Subsidiaries and Affiliates Bonds - Residential Mortgage-Backed Securities							
	Bonds - Parent, Subsidiaries and Affiliates Bonds - Commercial Mortgage-Backed Securities							
	Bonds - Parent, Subsidiaries and Affiliates Bonds - Other Loan-Backed and Structured Securities							
	Bonds - Parent, Subsidiaries and Affiliates Bonds - Affiliated Bank Loans - Issued							
	Bonds - Parent, Subsidiaries and Affiliates Bonds - Affiliated Bank Loans - Acquired							
	Bonds - SVO Identified Funds - Exchange Traded Funds - as Identified by the SVO							
	Bonds - Unaffiliated Bank Loans - Unaffiliated Bank Loans - Issued							
	Bonds - Unaffiliated Bank Loans - Unaffiliated Bank Loans - Acquired							
	Sweep Accounts							
	Exempt Money Market Mutual Funds - as Identified by SVO							
	All Other Money Market Mutual Funds							
	665279-87-3.....NORTHERN INSTITUTIONAL TREASURY PORTFOL.....		..06/30/2023.....	XXX.....412,932.....2,252.....12,122.....
	8309999999 - All Other Money Market Mutual Funds					412,932	2,252	12,122
	Qualified Cash Pools Under SSAP No. 2R							
	Other Cash Equivalents							
	8609999999 Total Cash Equivalents					412,932	2,252	12,122